

# FSU SNOWBOARD BRAKE

SOLUTION TO RUNAWAY SNOWBOARDS

# Runaway Boards

- Runaway boards are a major concern and liability for resort operators
- Daily incidents of dropped, blown, knocked or carelessly parked boards becoming dangerous missiles
- “I see at least two runaway boards a day go past my office window” – Graham Turner Snowboard Product Buyer, Whistler Blackcombe
- “Because snowboard bindings don't have a safety-release capability like those on Alpine skis, their use (leashes) is often considered an arbitrary holdover from skiing.” - Dave Schultz NSP Eastern Snowboard Advisor
- “Defendant claims that he would necessarily have removed the strap in order to walk down the slope. According to this argument, the board would have hit plaintiff regardless of whether it was equipped with a strap.”  
- COURT OF APPEAL OF THE STATE OF CALIFORNIA – Campbell v Derylo

# History of Controlling Runaway Skis

- Release bindings emerged in early 40's
- Early restraints included “longthongs” and safety straps
- Late 60's before first “ski stopper” developed
- 10 years later the “double prong” ski brake emerged



# History of Controlling Runaway Skis (Cont'd)

- Introduction of ski brakes was not an instant hit.
- Because the ski break made it no longer necessary for ski and skier to stay attached meant that (if leashes were eliminated) skis might become detached while skiers were riding the lifts.
- This was a risk that few ski resort managers and lift operators were willing to take.
- Only the development of high-elasticity bindings designed to prevent premature release allowed this concern to be eliminated.

# Alpine Responsibility Code

## Clause 6.

“Always use chairlift restraining devices and **always use proper devices to prevent runaway equipment.** Ensure your equipment is in good condition.

Do existing means of preventing runaway boards satisfy the ARC?

# Consequences of Runaway Boards

- Serious risk of injury to public, liability and litigation
- Risky descent on foot to user of lost board
- Risky attempts at board retrieval by owner
- Extra risks and work for ski patrols and resort operators retrieving boards and assisting board riders
- Commercial loss

Why do Resort Operators  
and Ski Patrols continue to  
tolerate unrestrained  
snowboards?

# The Solution



# FSU SNOWBOARD BRAKE



# FSU SNOWBOARD BRAKE



# FSU SNOWBOARD BRAKE



# BRAKE OPERATION

(WITHOUT POWDER AXE)

Cocked



Released




# BRAKE OPERATION

(WITH POWDER AXE)

Cocked

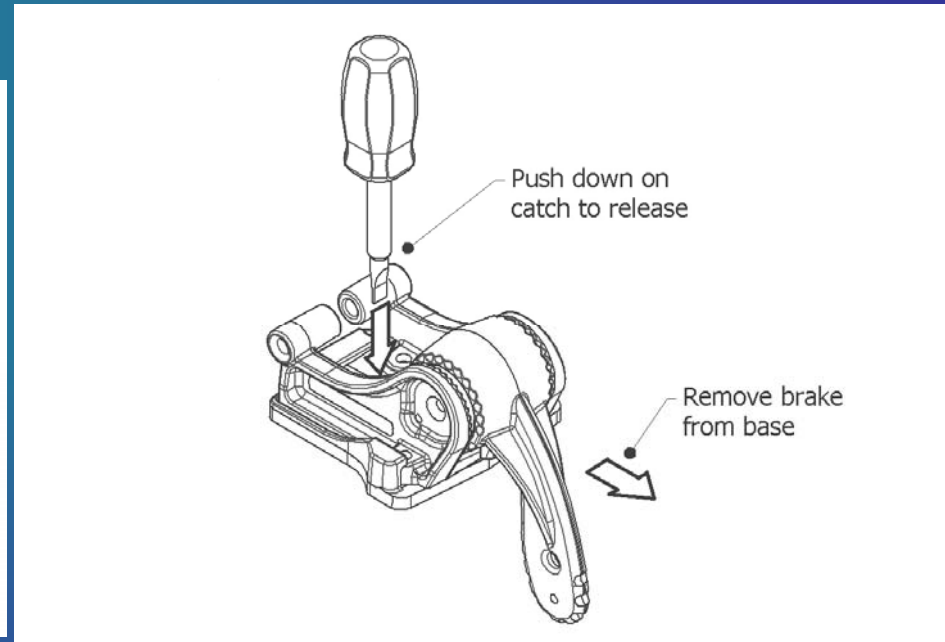
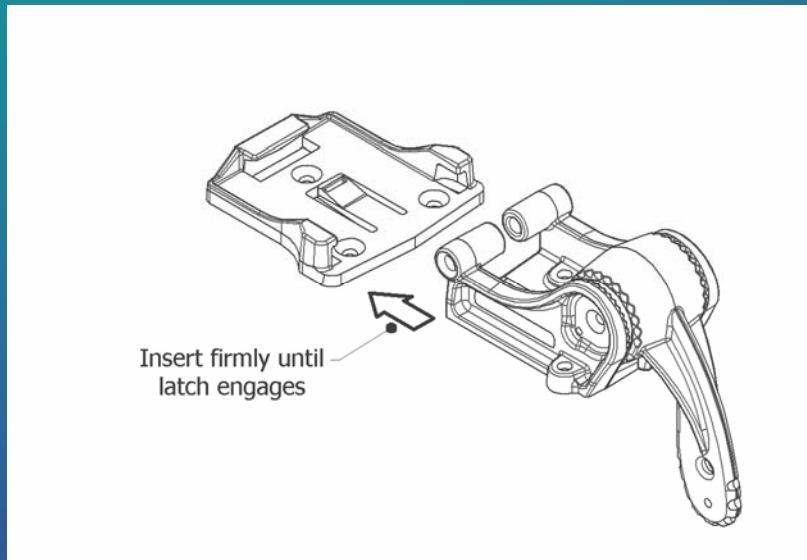


Released



# BRAKE INSTALLATION


## (QUICK RELEASE PLATE)



- Designed particularly for hire boards
- Fit 2 x base plates for natural and goofy
- Allows quick change over
- Remove brake assembly for rack storage

# BRAKE INSTALLATION

(QUICK RELEASE PLATE)



Quick release plate fixed to board with double sided tape and screws

# BRAKE INSTALLATION

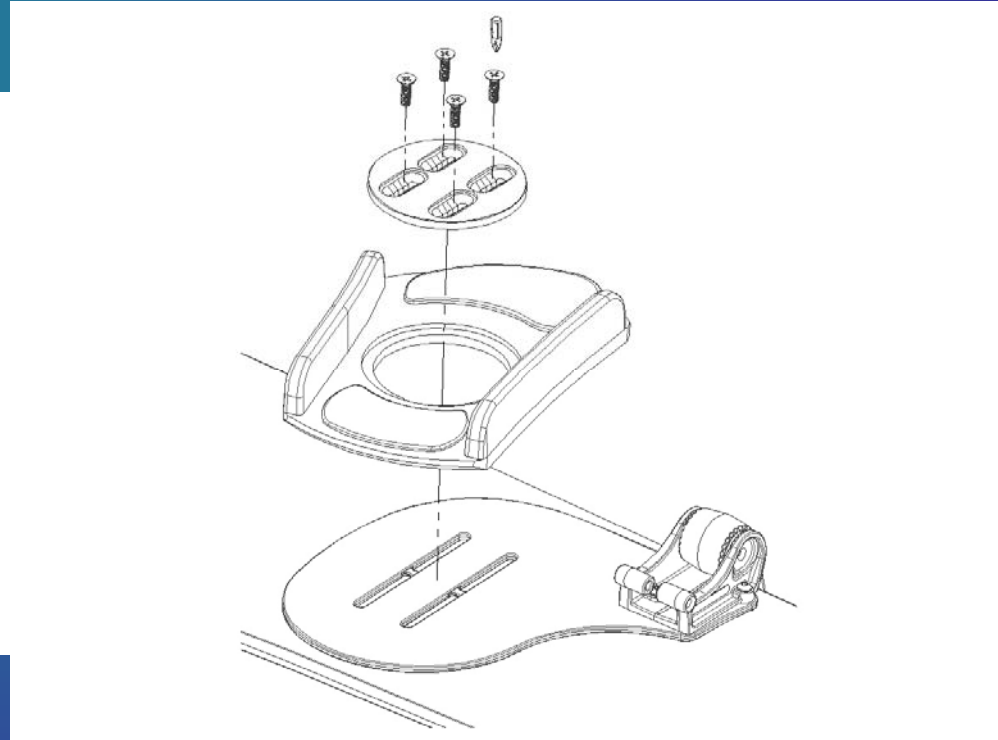
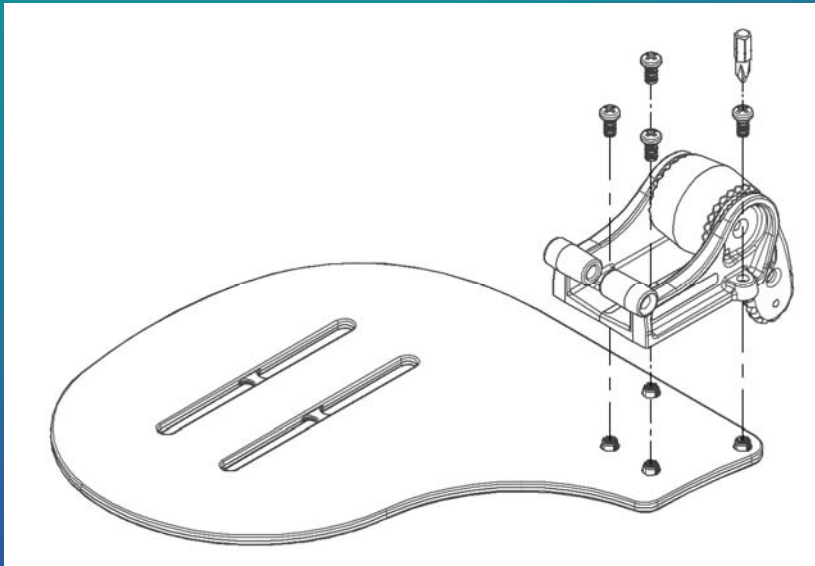
(QUICK RELEASE PLATE)



Brake Assembly slides into Quick Release Plate and locks in place

# BRAKE INSTALLATION

## (BINDING BASE PLATE)



- No holes required to be drilled in board
- Suitable for natural and goofy
- Fits stud pattern to standard bindings and boards

# BRAKE INSTALLATION

(BINDING PLATE)



# Features & Benefits:

- Satisfies ARC Clause 6
- Effectively prevents runaway of unattached / unattended boards
- Proven in all snow conditions
- Economical, simple & robust
- Works for all binding positions, natural and goofy
- Easy to install
- Quick release plate allows effective storage and quick change from natural to goofy
- Binding plate gives option to install without drilling holes
- Detachable powder axe for deep powder conditions
- Makes buckle up easier – holds board steady

# PRICING STRUCTURE US\$

- Brake Assembly (direct fix)
- Brake Assembly with Quick Release Plate
- Brake Assembly with Binding Plate
- Powder Axe attachment